


QW: Look at the object below. Answer the following questions. USE COMPLETE SENTENCES.

1. Explain how an orange helped the boy in the poem *Oranges* to survive the dilemma he was in.
2. In the boy's case, why might the value of the orange be **greater** than the cost?
3. What if the boy didn't have the orange in his pocket? How else could he have gotten the chocolate for his girl?

**BE READY TO SHARE AND
DISCUSS YOUR ANSWERS**



Hello. Nice to meet you.

My name is Kyle.

**This is the true story
of how I traded
a red paperclip for a house.**



**Before I traded my
red paperclip away**

**I didn't have
all that much
going on.**

But I had many
great ideas
and plans



The only
thing was

I
just
wanted
to
reach
for
the
top






and do something really


BIG

**I wasn't
afraid
of a
little**





So I thought for
awhile and remembered
a game we used to
play when we
were





kids.

a game called
bigger and better



You'd take a small object out into the neighborhood and ask people

if they'd trade something bigger or better for your object.



With some hard work and a little luck you'd make trades for successively bigger and better things

and return home with something much better than the original object.



**You'd start small
think big
and have fun.**

Anything was possible.




A photograph of a man from behind, sitting on a white plastic chair. He is shirtless and wearing a headband and patterned shorts. He is looking out over a body of water towards a range of mountains under a blue sky with some clouds. The text "So I sat there and decided that I was going to play bigger and better." is overlaid in white on the left side of the image.


**So I sat there and decided that I was
going to play bigger and better.**

**I just needed a small
object to start with.
I looked down on my desk
and the first thing I saw was**







one



one red



one red paperclip






Front View

7th & Pierce
Phoenix, AZ 85006




Fireplace




Living / Family Room



Bath





So...

what can you do with just
one paperclip?




See your handout for all the rules!

Which is Bigger and Better?

Discuss with your group. Write your answer on the tag.

The Orange


- How much does it *likely* cost?
- Is it more valuable than the paperclip? **Explain.**



The Paperclip

- How much does it *likely* cost?
- Could it be more valuable than the orange? **Explain.**





Now let's play the game...

Bigger and Better

The Rules...

- The object of the game is to see who can obtain the biggest, best, most creative item. Start small, then gradually up-*trade*.
- Trades should be fair.
- You **may not** trade for money. Trades may not involve money.
- **No** door-to-door trades; no talking to strangers!!
- You may **NOT** use public internet sites (such as Craig's List).
- Trades must be age-appropriate.
- Everyone will complete at least **5 trades**.
- *Trading log* is due on **Friday, October 7** with your final traded item. Final item will be presented to class.
- A photograph of the final item is also acceptable. Photographs must have a timestamp and show you with the item.

Bigger and Better The Contract...

Initial next to each item. Print and sign your name that you understand and agree to the items in the contract.

____ I understand **and** agree to follow all the rules of the game.

____ I will document each trade using the *Trading Log*.

____ I understand that *appropriate* means _____, **and** I agree to trade only for items appropriate for my age as a school assignment.

____ I understand that this is an assignment that I will complete as part of my grade. I will receive grades for the **trading log, presentation** of final item, and my **participation and conduct** throughout the project.

Print Name: _____

Signature: _____

Trading Log: Bigger and Better

Name_____

Date of Trade: _____ Item traded: _____
Item received: _____
Reason for Trade:

Date of Trade: _____ Item traded: _____
Item received: _____
Reason for Trade:

Date of Trade: _____ Item traded: _____
Item received: _____
Reason for Trade:

Date of Trade: _____ Item traded: _____
Item received: _____
Reason for Trade:

Date of Trade: _____ Item traded: _____
Item received: _____
Reason for Trade:

Date of Trade: _____ Item traded: _____
Item received: _____
Reason for Trade:

